
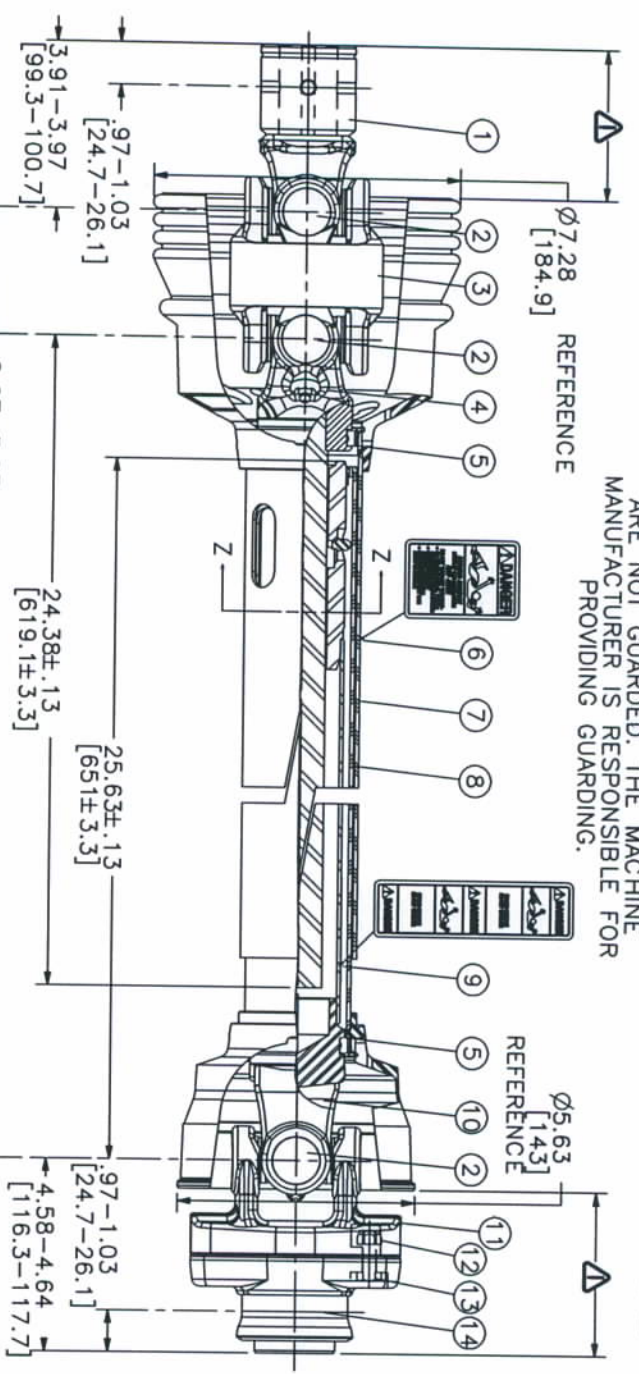
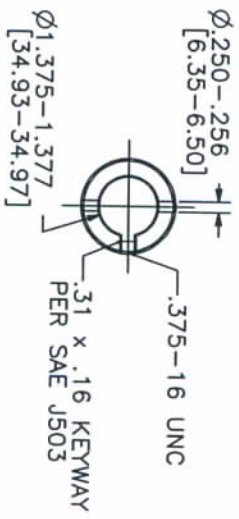


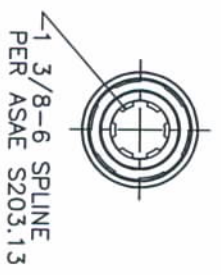
WARNING!
 PORTIONS MARKED  OF THIS DRIVELINE ARE NOT GUARDED. THE MACHINE MANUFACTURER IS RESPONSIBLE FOR PROVIDING GUARDING.



COMPRESSED (Lz) 31.50±.13 [800.1±3.3]
 MAX OPERATION 48.00±.13 [1219.2±3.3]
 MIN SLEEVE OVERLAP 5.00±.13 [127±3.3]
 GREASE AT 31.50±.13 [800.1±3.3]



SECTION Z-Z



ITEM QTY.	PART NUMBER	DESCRIPTION	N/S NOT SERVICABLE
A 1	93-25191	JOINT & SHAFT HALF ASM. w/GUARD	CUSTOMER PART NO.
B 1	95-25191	JOINT & SHAFT HALF ASM.	
C 1	92-25191	JOINT & TUBE HALF ASM. w/GUARD	
D 1	94-25191	JOINT & TUBE HALF ASM.	
1	14131-1849	YOKE	
2	03-15306	1/4" CROSS KIT	
3	14191-1951	CENTER HOUSING	
4	99-25191	YOKE & SHAFT (1.00 x 1.13 RECT.)	
5	19-11104	GUARD REPAIR KIT	
6	13-10021	SAFETY SIGN	
7	97-25191	OUTER GUARD	
8	96-25191	INNER GUARD	
9	13-10022	SAFETY SIGN	
10	98-25191	YOKE, TUBE, & SLP SLEEVE	
11	40-40009	BALL SHEAR ASM.	
12	11-10044	LOCKWHT. 5/16-18	
13	11-10128	BOLT. 5/16-18 x 1.00 LG. GR. 5	
14	26-10133	SPRING-LOK REPAIR KIT	

We, ARTS-WAY MFG.,
 approve this drawing and acknowledge
 responsibility to determine the suitability of
 this product for our application.
 Signed: *Chad Bevan*
 Date: 10-7-09

- NOTES:
1. MAX OPERATING SPEED 540 RPM
 2. SHEAR VALUE 7,200 in-lbf. ± 1000 @ 1.75 RADIUS [813 Nm ± 113 @ 44.5 RADIUS]
 3. PAINT JOINTS BLACK
 4. INDUCTION HARDEN SLEEVE

REVISION IN Pro/ENGINEER ONLY

REV.	DESCRIPTION	DATE	BY	CHKD.
00	RELEASED FOR PRODUCTION	10-05-09(JOB)		

ARTS-WAY MFG.
 18000 ARDEN
 PROJECTION 10-5-08 (mm)

Weasler
 West Bend, WI USA
 Wijchen, Netherlands

TITLE 14E (CAT 3 50" C.V.)
 DRIVE SHAFT WITH BALL SHEAR & GUARD

DRAWING NO. 230-25191

REV. 00